

# MASTER BOX LTD.




## MODEL KITS '2008



# 2008







### MB3502 Kleiner Panzerbefehlswagen KL1A

The appearance in the Wehrmacht military forces in 1933 of the light mock female tank Pz 1A caused the necessity of producing command vehicles to arrange the command of tank elements on the battle field. The first specialized vehicle has become Kleiner Panzerbefehlswagen K1 1A. The main difference from the Pz 1A was additional high-power radio station and the crew was complemented by a radio telegraphist. That pigmy military vehicle could hardly hold three people and radio facility, that's why the first three vehicles were produced without weaponry. However, the next modifications were equipped by a machine-gun MG 13.



### MB3503 Pz.1A mod. "Breda"

The tactical employment of Pz 1A in the Civil War (Spain) with "Condor" legion has shown the lack of determination in machine gun system of this vehicle and its disability to countervail Republicans' T-26 and BT 5 who were armed with a 45 mm machine gun. Later they managed to raise the fire power substantially by setting the automatic Italian 20 mm "Breda" gun in the remake tank turret Pz 1A. The exact number of Pz 1A modified in such a way remains unknown.



### MB3504 Amunition transporter Pz.1A

By the time of military invasion to the USSR, Pz 1A was a troglodytic vehicle, however, it was used in summer battles (1941) on the East Front together with Pz B1 modification. It became possible due to an excellent organization of tactical and strategic tank forces engagement. However, by the end of 1941 the majority of Pz 1A and Pz 1B were lost. The few ones left were modified into the specialized vehicles - ammunition transporters, in particular.



### MB3516 Munitionschlepper & Crew

Timely delivery of rounds for military vehicles was an important part of such complicated system, as troops supply. For these purposes different specialized vehicles were used. Those vehicles, like munitionschlepper in the kit were often modified from the vehicles unserviceable for military use. Except the details allowing to create the tank model, this kit includes the mold with figure details of two tankmen, uploading rounds and senior officer.



### MB3528 German Motorcycle, WW II



## SCALE 1:35


## ARMOUR WWII



**MB3537 "Farmers Cart", Europe, WWII Era**

## SCALE 1:35

## ACCESSORIES



**MB3505 Separate tracks for models**

Caterpillar belts produced in 1933 for light tank Pz 1A were successfully used with other vehicles, manufactured by German engineers during WW II. The tracks offered in the kit can be easily separated from the mold and do not require any special processing or fitting. Using these tracks on the model the modeler can get a high fidelity by creating effective and realistic caterpillar sags. And cut out caterpillar belt can show the battle damage more credibly.

## SCALE 1:35

## FIGURES WWII




**MB3507 German tankmen, Kit № 1**

The technique should be kept in order, only in that case we can rely on it in the battle! That is the thing the senior officer reminds their delinquent tank men.



**MB3508 German tankmen, Kit № 2**

Uploading of the heavy rounds is not an easy task. The approached senior officer is trying to put some fight into his tank men weary by the battles and route marches.



**MB3509 German tank repairmen**

Repair base is somewhere in the hinterland, the gun booming can hardly be heard, the command staff do not bother anyone and there is a time to engage in repairing. But the damages are complicated and it takes some time to repair them. "How are things going on? Shall we be able to manage by the afternoon!" These questions can be easily seen on the face of one of mechanics. This is how expressive the facial gesture of miniature figure is!





### MB3510 German military men (1939-1942)

Due to the fact that tank officer's figure has different variants of arms and legs, this kit allows creating two different plots. In the first case, the tank officer on the road is trying to crack something on two former infantrymen. They had realized a long time ago that there is no more terrible command than their senior officer. In the second case, the tank officer hanging out of the turret hatch is specifying something with infantrymen.



### MB3511 U.S. Paratroopers

A very massive operation called "D-Day" started on the night of 6th June 1944, what signalized the opening of the Second Front in Europe. Thousands of allies' landing ships started landing of troops on the five areas of French seaside under cover of aviation craft and naval guns. The 101st and 82nd American airborne divisions and 6th English airborne division were dropped by parachutes and airframes 10-15 km from coastline, deep behind the German defense line. And though the paratroopers were extensively spread while landing, nevertheless, they managed to occupy crossroads and to keep the German troops. This helped a lot while landing from the sea.


The kit includes three figures of U.S. paratroopers, who are hustling carefully through the German hinterland trying to join their comrades.



### MB3512 Caen, 1944

After "D-Day" operation started on the night of 6th June 1944, main battles thickened for Cotentin Peninsula with Cherbourg and Caen seaports. Those battles were really hard for interallied forces. On the 19th July the Second British Army occupied Caen having lost 3600 soldiers and 469 tanks for the last three day attack.

The kit includes 4 figures of British commandos from different branches of the armed forces. It should be noted that kit is made so that it makes one composition with the kit MB 3517 "German captives" and it allows creating a very impressive diorama.



### MB3513 German panzergrenadiers, 4 fig.

Panzergrenadiers are the elite forces which were a part of new German strategy of blitzkrieg. Especially advantageous the kit looks when while creating diorama the modeler puts the figures as if they are shifting by using the moving tank as a smoke screen.



### MB3514 Europe (1945)

The war is over. It is spring. All the comrades are alive. So, why not drink with the comrade glider-pilot for the Victory and yet in such a pleasant company!





### MB3515 German Tank Hunters

An infantryman was to possess courage and to have steel nerves in order to shoot from Faustpatrone. The state of things was even worse since Soviet tank elements MC 2 were always accompanied by tankborne infantry. Their aim was to destroy tank hunters in the first place.




### MB3517 "German Captives"

"We are alive and the War is over for us!"  
In 1944 Germany lost its aggressive strategic initiative completely and changed from offense to defense. The columns of German captives became a typical scene at all the front lines.  
The kit includes 5 figures of German captives and a figure of Soviet guard. However, the kit makes one composition with the kit MB 3512 "Caen" easily and it allows creating a very impressive diorama on the Western Front events.



### MB3518 German Panzergrenadiers, 7 fig.

Panzergrenadiers are the elite forces which were a part of new German strategy of blitzkrieg.



### MB3519 U.S. Machine-gunners

"Browning A 1917" machine-gun produced during WWI did not meet the requirements of modern war. But it was the best in defense due to a great fire power and pin-point accuracy.



### MB3520 "D-Day", 6th June 1944

On the territory of Omaha German troops managed to show a very high resistance to the landing allied forces. The attacking 29th division lost over 60% of its military personnel. And the first landing infantrymen echelon was destroyed totally.





### **MB3521 U.S. Infantry, July 1944**

On the 3rd July 1944 the First U.S. Army started an attack near Sen Lo. The battle was extremely hard due to a marshy ground with lots of shallow rivers and streams. The situation got even worse since the territory through which U.S troops were advancing an attack was planted with hedges. As a result, U.S. Army lost 40 thousand soldiers and officers for 17 exhausting battle days.

The kit includes 4 figures. U.S. soldiers hit German troops. They are trying to pull out their wounded comrade by shooting back and using smoke grenade as a screen.



### **MB3522 "Eastern Front" Series. Kit № 1. "German Infantry"**

In the first two weeks of severe frontier fights the German troops excluded the main power of Soviet forces. Then "North", "Center" and "South" military groups were moving East in the main strategic directions: Leningrad, Moscow and Kiev. Though retiring, the Russian forces confronted with constant counterattacks. And very often such counterattacks turned into hand to hand fights

The kit includes figures of 4 German infantrymen, defeating the attack of Russian forces.



### **MB3523 "Eastern Front" Series. Kit № 2. "Russian Infantry in attack" 4 fig.**

Wehrmacht succeeded a lot in the frontier fights (1941) which occupied the territory between the Barents Sea and the Black Sea. However, the blitzkrieg thrust of the German troops to the East was not just an easy ramble. The Red Army incurred enormous losses in the first weeks, but despite that, it was not destroyed. Moreover, the Red Army preserved their will to win, and counterthrust the enemy. The characteristic feature of the summer frontier fights 1941 were Russian fierce counterattacks which very often turned into sharp and blooded hand to hand combats.

The kit includes 4 figures. However, the successful design of these figures allows the modeler to assemble as many different figures by combining the details as will allow him his fantasy and the quantity of the purchased kits.



### **MB3524 "Eastern Front" Series. Kit № 3. "Hand to hand fight"**

When the enemies contacted face-to-face, they used everything they had at fingertips: stock, meat skewer, steel pot, knife, entrenching shovel, or simply a fist...



### **MB3525 Skatspieler**

In the lines people not only fight, but also have some minutes for rest. The soldiers of different armies spent their free time in their own way. For example, in German army the most popular card game was Skat, which included three people.

The kit includes 4 figures and also jerrycans, which were used as furniture by cute troopers. Please, pay attention to the fact that there is a puppy under the shirt of a trooper - it is an animated true of a tank unit.





### MB3526 German MG 08 Crew, 1944

In 1944, MG 08 was already very outmoded, but still very powerful and dangerous weapon. And it still was successfully used in the military operations together with American "Browning A 1917", English "Vickers 1912" and Soviet "Maxim PM 1910". The kit includes the figures of two machine-gunners and an infantryman who is specifying a battle task together with machinegun leader.



### MB3527 Checkpoint

Successful results in the lines depend directly on the order in the hinterland. The order in occupation zone is to be very strict!

The kit includes the figures of three field gendarmes, three civil people, traffic control barrier, sentry box, motorcycle and two dogs, at modeler's option.



### MB3529 Russian Infantry. Korsun-Shevchenkovskiy trap, 1944

In the course of battles, especially such hard battles as Korsun-Shevchenkovskiy trap, supply officers do not always managed to deliver the necessary equipment and uniform in time, therefore soldiers in the fighting holes acquired the appearance of the former front-line officers very quickly. Both Russian and German soldiers wore captured uniforms rather often. Russian soldiers pointed to the high screening capacity of German camouflage coats. However, they believed fairly that their cold-climate clothing was adjusted better than German to the hard conditions of "Russian winter".



### MB3532 "Bail Out!" Russian Tank Crew, Kursk, July 1943

The most famous episode in the Kursk Battle is a grand tank battle near Prokhorovka. The soviet tanks of 5th guard tank army assaulted in the encounter attack the German main attack force consisting of elite tank divisions "Toten Kopf", "Adolf Hitler" and "Das Reich". Enemies' tanks were so close that fired point-blank at each other. The battle was so fierce that multi-ton' monsters reared rally and crews of the vehicle casualty came to close quarters. The kit includes 4 figures of Russian tankmen, which suit perfectly to T-34 model of any modification and of any manufacturer.



### MB3535 Russian tankmen, 1943-1944

There is not much time for rest in the army. Even after the fighting was over, there was still work to be done. Weapons needed cleaning, clothes needed repairing, and the grime of battle needed washing away.

This kit includes the figures of 4 Russian tank crewmen doing typical "after battle" chores.



## FIGURES WWII

SCALE 1:35



### MB3538 "Somewhere in Europe..", 1944

An army marches on its stomach. This phrase is universal, and the acquisition of fresh supplies of food and water is an integral part of any military action. If transport is scarce, one must walk or try to hitch a ride where possible.

This set includes the figures of 2 German soldiers carrying a variety of provisions, 2 peasants and a farmer's cart with 2 horses.



### MB3540 German signals personnel, Stalingrad, Summer 1942


Without communications, an army is immobilized. An important part of any combat situation is ensuring that the lines of communication remain open. This task was performed by soldiers who risked their lives while running cables to and from the forward command posts.

This kit includes the figures of 5 German Signals Personnel running out a landline.


## IN PROCESS

## ARMOUR WWII

SCALE 1:35



### MB3530 Kfz 1 Type 170VK



### MB3531 Kfz 2 Type 170VK

## FIGURES WWII

SCALE 1:35



### MB3533 British Paratroopers, 1944. Kit 1

On September 17th 1944 the Allies began Operation "Market Garden", an ambitious plan to capture and secure a corridor crossing the main rivers in German occupied Holland. The task of capturing the bridge over the Rhine fell to the British 1st Airborne Division and the Polish 1st Independent Parachute Brigade. The British drop was far from successful. Suffering from horrendous communications, they resorted to asking the locals for directions and other information.

This set includes the figures of 3 British Paratroopers with a variety of weapons, and a civilian giving directions.



SCALE 1:35

FIGURES WWII



**MB3534 British Paratroopers, 1944. Kit 2**

No airborne operation has ever been carried out without casualties during landing. Operation Market Garden was no exception. There were numerous breaks and sprains amongst the Paratroopers and gliderborne troops. This kit contains the figures of 2 British Paratroopers aiding a wounded comrade, and, for the first time in plastic, the figure of a British glider pilot.



**MB3536 "Out of the Frying Pan, into the Fire", German Tank Crew, Kursk, 1943**

Like a tortoise without its shell, a tank crew on the run is vulnerable and ill equipped to face the dangers of the battlefield. This set includes the figure of 5 German Tank Crewmen, 2 of whom are wounded.



**MB3539 German motorcyclists, 1940-1943**



**MB3541 "Casualty Evacuation", German Infantry, Stalingrad, Summer 1942**

**MB3542 Secret item. Kit № 1**

**TOP SECRET**



**TOP SECRET**

**MB3543** Secret item. Kit № 2

**TOP SECRET**

**MB3544** Secret item. Kit № 3



**MB3545** "Watchtower"

Guard duty! Just the thought of spending another 8 hours in a tower could make a grown man shiver. At least there was a little protection from the elements, so they're a bit better off than the men on patrol. There was time to chat and smoke a cigarette, just don't let the Sergeant catch you playing cards!

This set contains a Watchtower with searchlight, and the figures of 4 guards in typically bored poses.



**MB3546** "Stukas im Anflug!"

Distinguishing friend from foe at an altitude of 2000 meters was a difficult job for the Stuka pilots. The frontline troops learned at an early stage to place air recognition flags or banners on the ground in order to help the pilots choose the correct targets.

This set consists of 4 figures. 2 German soldiers hurrying to spread out a large air recognition flag, another is pointing skyward, while the fourth is readying a flare pistol.




**MB3547** "Scotland The Brave!"

Nothing can induce bravery in a man's heart like the sound of pipes on the battlefield. Even the faintest of hearts would swell at the sight of the Piper, striding across the field, oblivious to the din of battle, stirring men's hearts with the strains of "Scotland the Brave".


This set includes the figures of 3 Commonwealth infantrymen and a Piper in Kilt and Stockings.



# MASTER BOX LTD.



Author - Keiichi Aoki, Japan



Author - Keiichi Aoki, Japan



## MODEL KITS `2008



### TH Master Box Ltd.

17, Lomanaya Str.,  
Dnepropetrovsk, Ukraine, 49000

TEL +38-056-372-9077 FAX +38-056- 233-7714

<http://www.mbltd.info> [mb\\_ltd@ukr.net](mailto:mb_ltd@ukr.net)